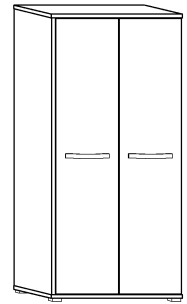




ANG-13 ANGEL- SZAFKA 2D → 90↑ 198↘ 53



x 8 a	x 4 b	x 4 c	x 2 d	x 3 e	x 3 f		
x 6 g	x 2 k	x 20 (3,5x16) l	x 8 (4x20) m	x 4 (4x25) n	x 60 o	x 1 p	 p
x 4 h	x 1 (853 mm) i		x 2 j		 40 min		

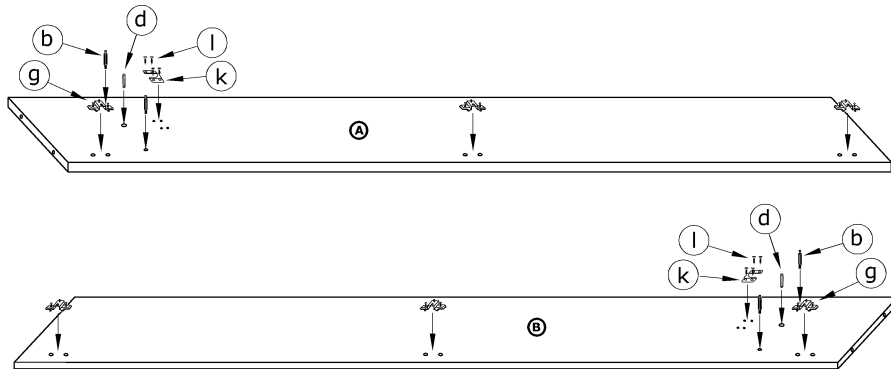
1 - FAZY MONTAŻU

A - OZNACZENIE ELEMENTÓW

a - OZNACZENIE AKCESORIÓW

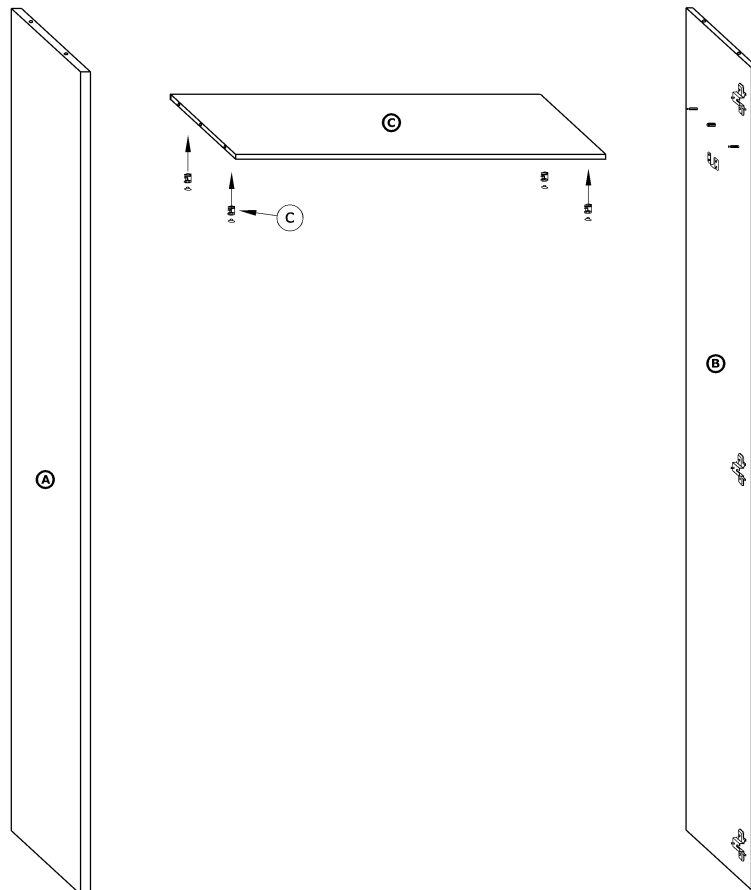
1

x 4 b	x 2 d
x 6 g	x 2 k
x 8 (3,5x16) l	






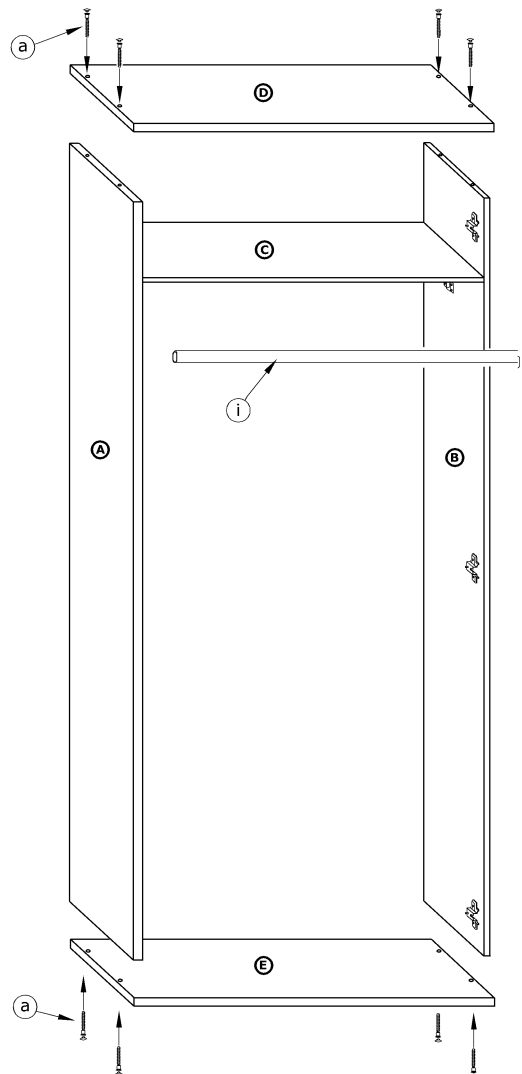
2

x 4 c










3

- x 8 
- x 1 
- x 1 



4

- x 3 
- x 3 
- x 4 
- x 2 
- x 12 (3,5x16) 
- x 8 (4x20) 
- x 4 (4x25) 
- x 60 